

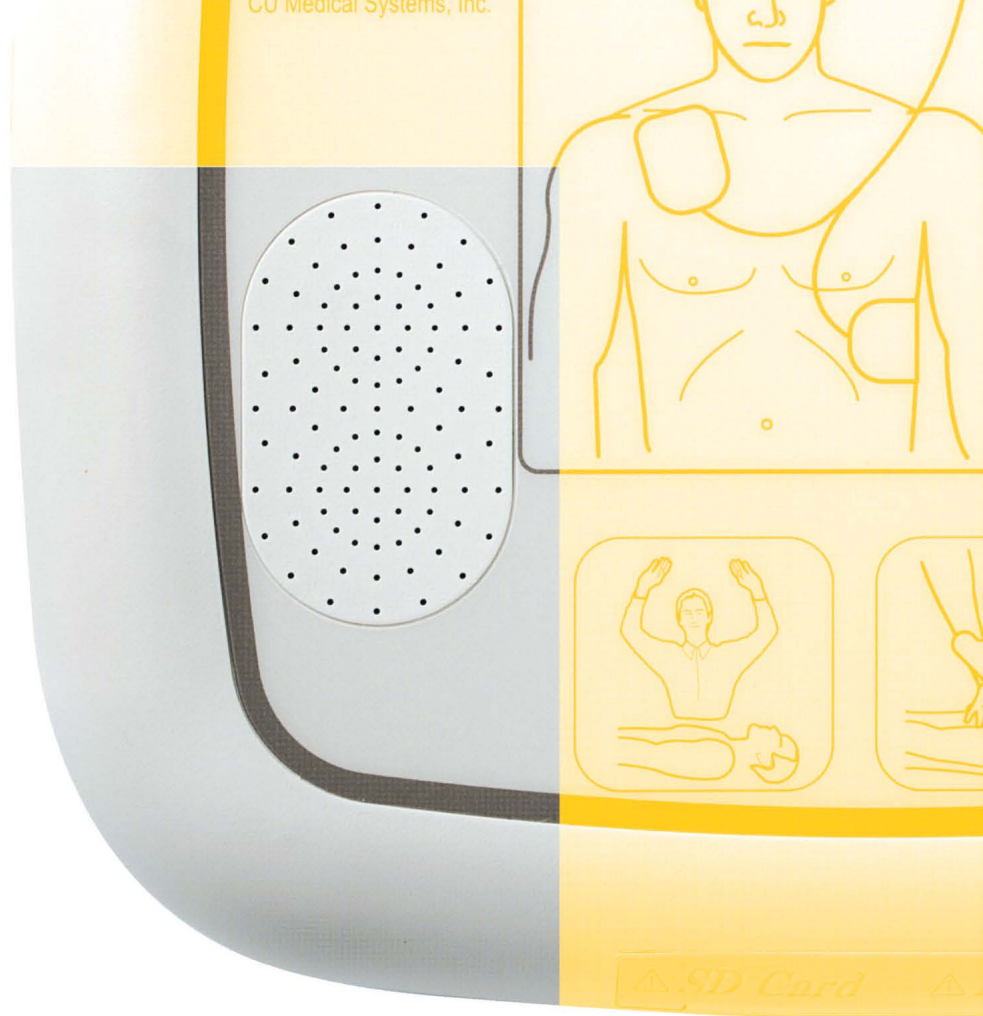
INTELLIGENT PUBLIC ACCESS DEFIBRILLATOR

iPAD CU-SP1



Advanced Performance **IPAD CU-SP1**





AUTO VOLUME ADJUST

Public places can often be noisy. Crowded stations, airports with constant announcements and streets filled with cars and people often make it difficult to hear what's going on around you.

Trying to use an AED in noisy places can be difficult if the first responder can't clearly hear the voice prompts and instructions from the AED.

The iPad CU-SP1 listens to the ambient noise, and automatically adjusts the volume of its prompts to make them clear and easily heard over the background noise. When the correct volume has been reached the iPad CU-SP1 keeps the prompts at this level.

SMART PADS - SMART STORAGE!

The pre-connected 'Smart' electrode pads are stored in a clear storage compartment on the underside of the unit. This ensures that the iPad SP1 is always ready to be used in the shortest amount of time possible.

The unique technology built in to the iPad CU-SP1 and the 'Smart' electrode pads allows the unit to detect, when connected, if a set of pads has already been used. If they have, the user is advised of this. In addition, the visual indicator on the front of the iPad CU-SP1 indicates if the connected pads are within their life expectancy. The indicator will change when the pads have only 3 months life left before their expiry date-giving you plenty of time to arrange for replacements. The indicator will change again when the expiry date is reached. Checking the life of your pads is as quick and simple as looking at the LCD display.



open

PADS

2014-07

Multifunction Defibrillation Adult Pads
Defibrillation, Monitoring, Synchronized Cardioversion, Pacing

CU Medical Systems, Inc.

CAUTIONS

- Do not open until ready for use.
- Do not use if gel is dry.
- Do not bend, fold, crush, or puncture.
- Do not use if electrode pad is damaged.
- Federal (USA) law restricts this device to sale by or on the order of a physician.
- For long term use, apply a new set of electrodes every 24 hours.

WARNING

- Misuse or misapplication of any electrode pad may result in patient burns or reflective therapy.
- Pacing requires separate leads and electrodes for monitoring.

Head Office

CU Medical Systems, Inc.
10000 West Center
Cary, NC 27513
Tel: +1 919 241 6600
Fax: +1 919 241 7859

Europe

Branch Office of CU Medical Systems, Inc.
in Germany
Helmholtzstr. 5, 30519
Herrsching, Germany
Tel: +49 511 544 6004
Fax: +49 511 431 3004

1. 2 pad elektrode polimer, disposable electrodes for monitoring, defibrillation, synchronized cardioversion, and pacing

1. Copia elektro polimerica adabbiellata monouso per monitoraggio, defibrillazione, cardioversione sincronizzata e pacing

1. 2 pad elektrode polimer, disposable electrodes for monitoring, defibrillation, synchronized cardioversion and Synchronised cardioversion

1. 2 elektrode polimer, disposable, adabbiellata, para monitoraggio, defibrillacion, cardioversione sincronizada, y sincronizada

1. 2 pad elektrode polimer, disposable electrodes for monitoring, defibrillation, synchronized cardioversion and pacing

1. 2 elektrode polimer, disposable, adabbiellata, para monitoraggio, defibrillacion, cardioversione sincronizada, y sincronizada

1. 2 pad elektrode polimer, disposable electrodes for monitoring, defibrillation, synchronized cardioversion and pacing

1. 2 elektrode polimer, disposable, adabbiellata, para monitoraggio, defibrillacion, cardioversione sincronizada, y sincronizada

1. 2 pad elektrode polimer, disposable electrodes for monitoring, defibrillation, synchronized cardioversion and pacing

1. 2 elektrode polimer, disposable, adabbiellata, para monitoraggio, defibrillacion, cardioversione sincronizada, y sincronizada

1. 2 pad elektrode polimer, disposable electrodes for monitoring, defibrillation, synchronized cardioversion and pacing

1. 2 elektrode polimer, disposable, adabbiellata, para monitoraggio, defibrillacion, cardioversione sincronizada, y sincronizada

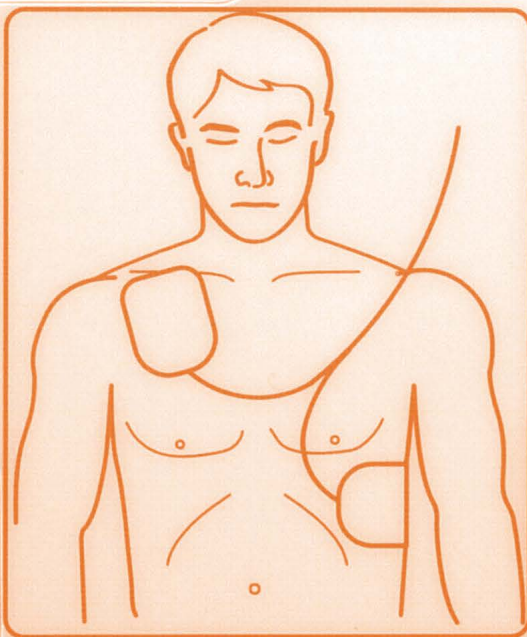
1. 2 pad elektrode polimer, disposable electrodes for monitoring, defibrillation, synchronized cardioversion and pacing

1. 2 elektrode polimer, disposable, adabbiellata, para monitoraggio, defibrillacion, cardioversione sincronizada, y sincronizada


CE CU Medical Systems, Inc.

CDR1407S

iPAD
gent Public Access Defibrillator
Medical Systems, Inc.

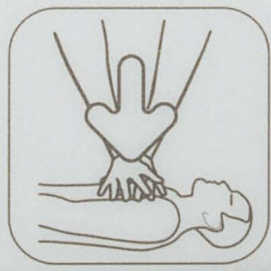


1



ON/OFF

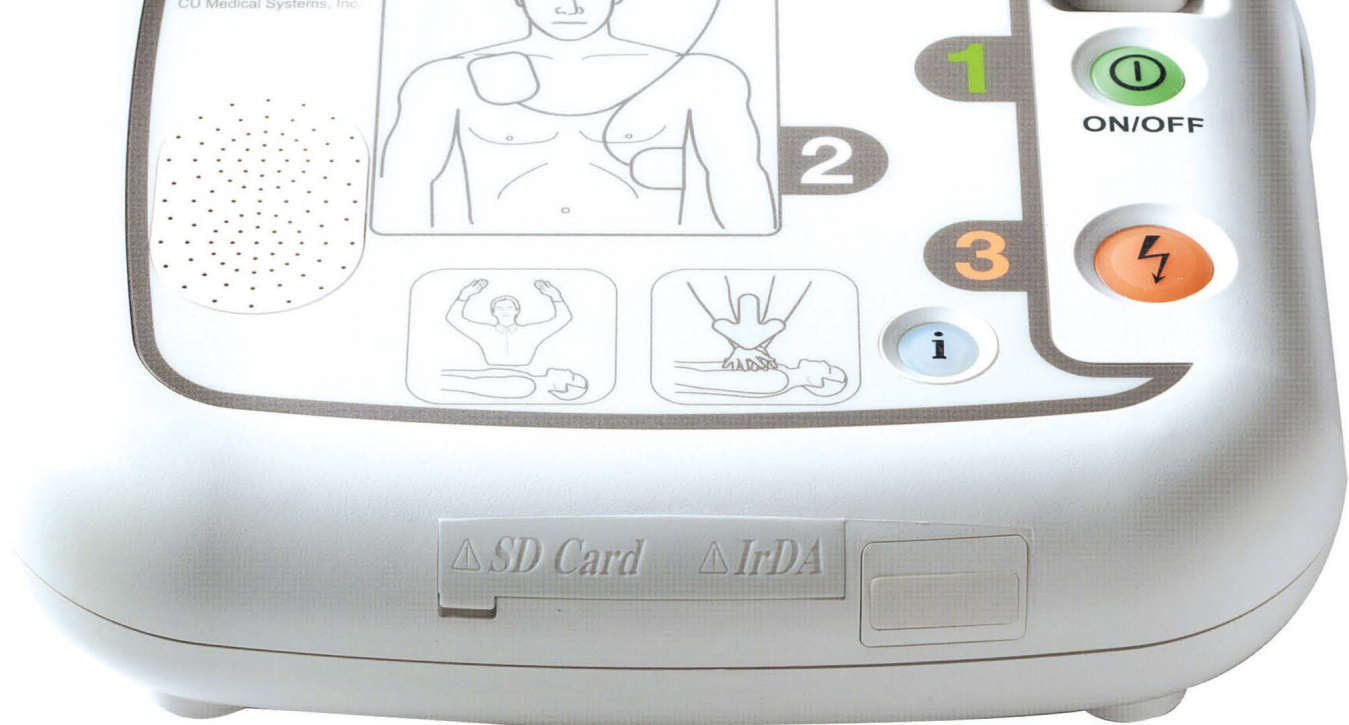
3



△ SD Card △ IrDA

CPR DETECTION

CPR is vital to ensure that the casualty has the best chances of survival. The iPAD CU-SP1 detects if CPR is being performed when appropriate prompts and encourages the first responder. If CPR is not being performed, the iPAD CU-SP1 prompts the first responder to 'perform CPR'. If CPR is already being performed, the iPAD CU-SP1 encourages the first responder by prompting them to 'continue CPR'.guide the users.



EASY COMMUNICATION WITH CU-EX1 SOFTWARE

Getting information from the iPad CU-SP1 after an event is now easier than ever! Installing CU-EX1 software onto a computer allows you to see and analyse the usage history of the unit. Information such as time of 'power on', the casualty's heart rhythm and shocks delivered are all presented in an easy to understand fashion.

The iPad CU-SP1 can store up to 5 events with up to 3 hours of ECG analysis on an SD memory card. The data can be transferred by either simply removing the SD card, or by using the inbuilt infra-red (IrDA) port. Having the data on an SD Memory card allows the card to be removed for analysis whilst another card is inserted, making the unit ready to use again whilst retaining the original information.

The iPad CU-SP1 - Advanced Features - Advanced Performance

CU-SP1 SPECIFICATION

1. Defibrillator

Model CU-SP1

Standard Package Defibrillator, Pads, Battery, Manual

Output Energy Adult-150Joules /
Pediatric-50Joules (Common usage)

Charging time

- 1) Charging time : Less than 8 seconds
- 2) Charging time after CPR finished : At least 8 seconds

2. User Interface

User support Detailed voice prompts and flashing indicators

CPR guidance Voice prompts for how to perform CPR for adult and child patient

Controls On/Off button, I button, Shock button

Indicator LCD display
(Device status, Battery status, Pads status)

Sensing Pads expiring date, Pads connection status

CPR Monitoring

Automatic Volume adjusting

3. Environment

Sealing Waterjet proof IPX5 per IEC60529 (IP55)
Dust protected IP5X per IEC60529

Temperature Operation/standby (0°C - 40°C)

Vibration Meets MILSTD 810F

4. Data Recording and Transmission

IrDA port wireless transmission of event data to PC, SD Card

Internal Memory (Nand-flash) ECG, Event

Storage capacity Multi recording 5 events / Max 3 hours

Data review PC Program CU-EX1

5. Patient Analysis System

Patient Analysis Shockable Rhythms - Ventricular Fibrillation,
Ventricular Tachycardia

Sensitivity/Specificity Meets AAMI DF80 Guideline

6. Battery

Standard

+ Type : DC 12 Volt 2.8 Ah, Lithium manganese dioxide

+ Capacity : Minimum 100shocks (150J)

High Capacity

+ Type : DC 12Volt 4.2Ah, Lithium manganese dioxide

+ Capacity : Minimum 200shocks (150J)

Lifespan 5 years (High capacity battery)

(With the condition of the temperature of operation/
standby, standby mode after the first initial check)

7. Pads

Common usage for adult and child

Expiring date 30 months (from the date of manufacturing)



CU Medical Systems, Inc.

CONTACT INFORMATION

Head Office

CU Medical Systems, Inc.
4th, 5th Floor, Cheonggye Plaza,
991-4 Cheonggye, Uiwang City, Gyeonggi Province,
Republic of Korea
Tel: +82 31 421 9700
Fax: +82 31 421 9911
email: admin@cu911.com

Plant

CU Medical Systems, Inc.
Dongwha Medical Instrument Complex
1647-1 Dongwha, Munmak, Wonju City, Gangwon Province,
Republic of Korea
Tel: +82 33 747 7657
Fax: +82 33 747 7657

European Representative Office

Kuester Strasse 6
30519 Hannover, Germany
Tel / Fax: +49 511 8486054

website: www.cu911.com