

# Blood Pressure Report

Patient Name: Marco Rossi

Patient ID: 01234

Test Begin: 9/1/2012 9:2

## Patient Demographics

Patient Name: Marco Rossi  
Patient ID: 01234  
Address: Via Italia 3  
16129  
Genova  
  
Telephone: 0105761476  
Race: Caucasico  
Birthday: 01/01/1960  
Sex: Male  
Height: 183 cm  
Weight: 84 kg

## Current Medications

Anamnesi del paziente

## Physician Comments

Interpreting Physician  
Referring Physician

Dott. Verde Luca  
Dott. Bianchi Paolo

Commenti del medico

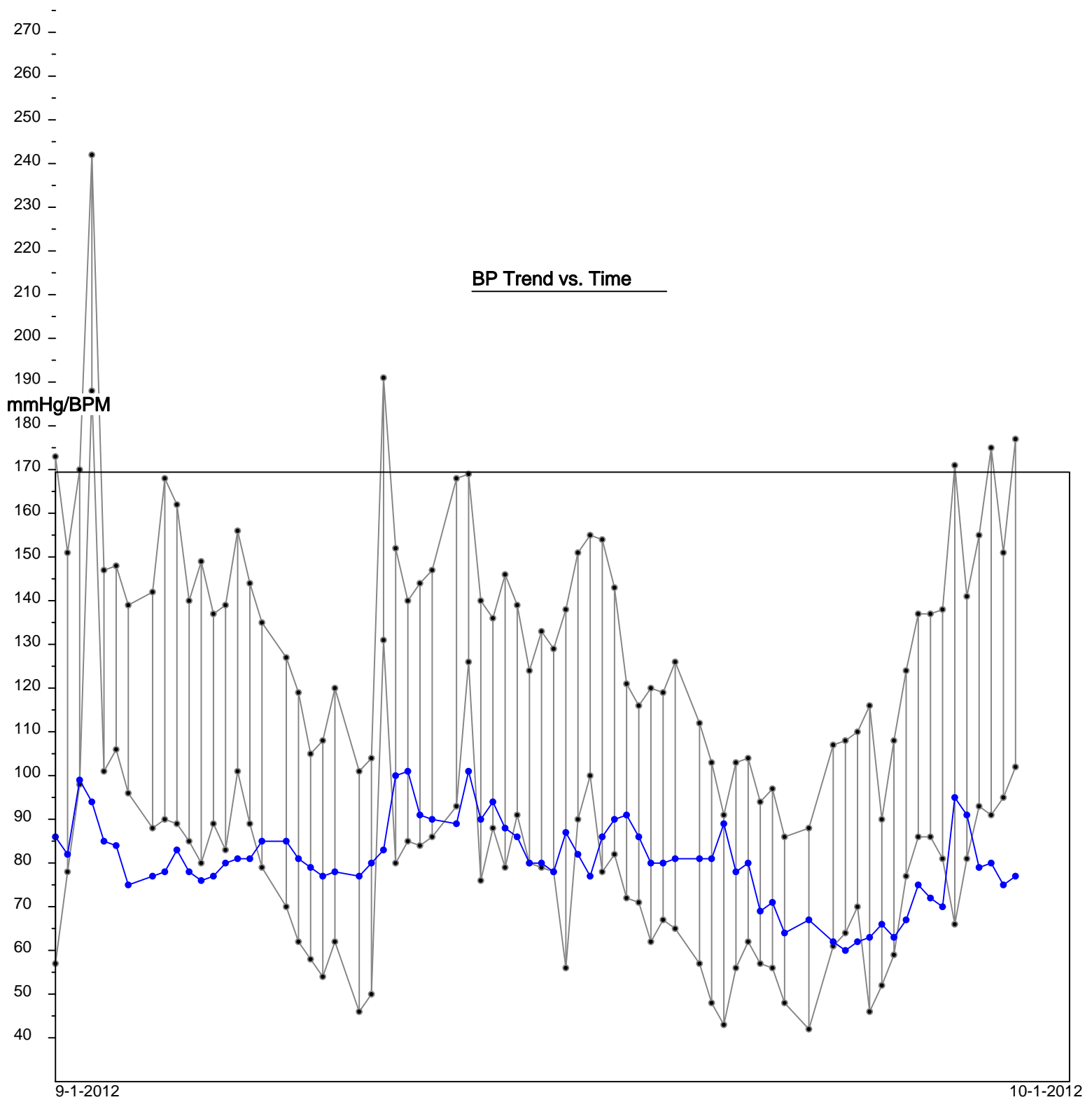
# Blood Pressure Report

Patient Name: Marco Rossi

Patient ID: 01234

Test Begin: 9/1/2012 9:2

BP Trend vs. Time



Time

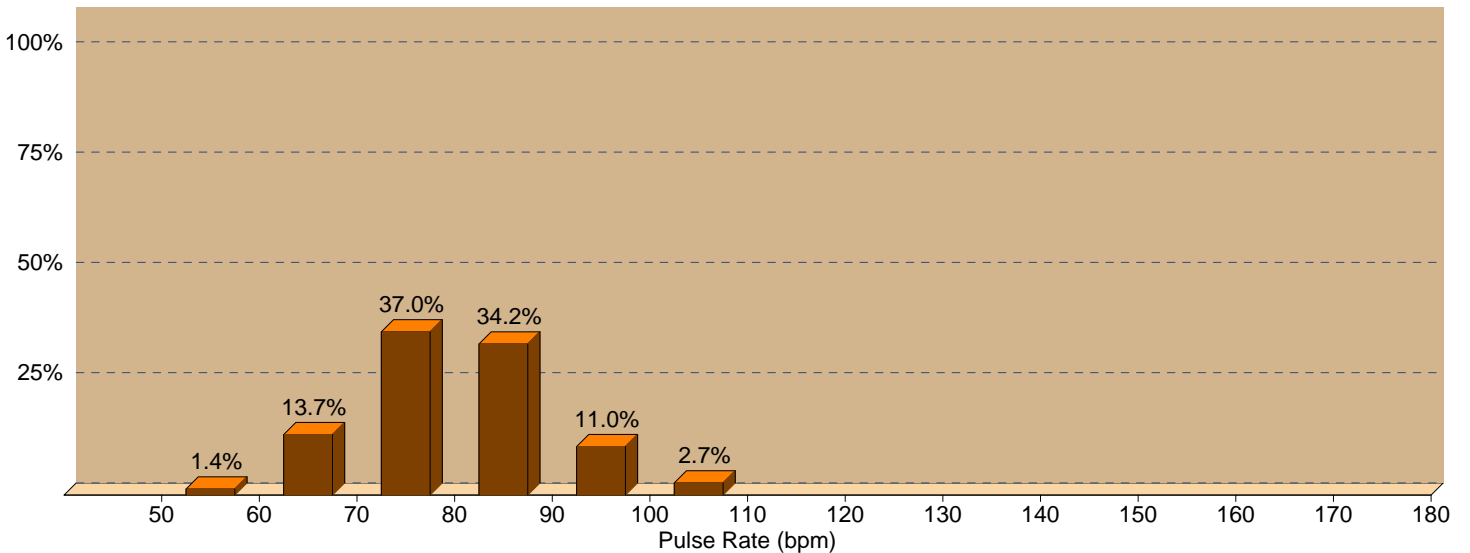
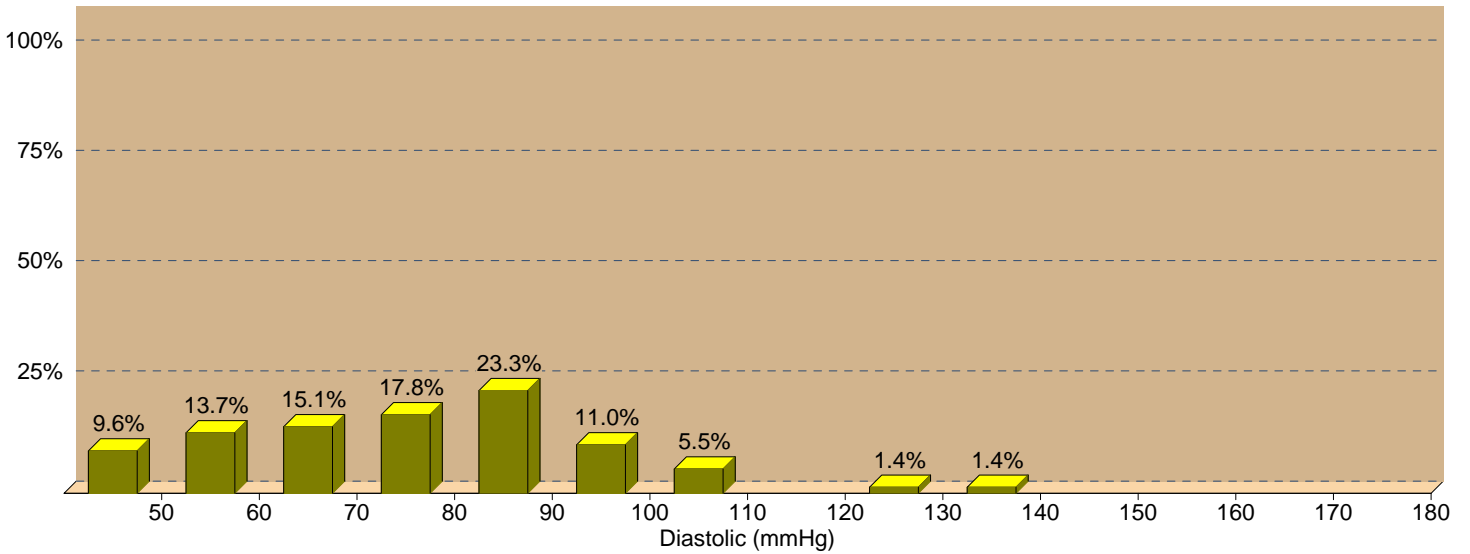
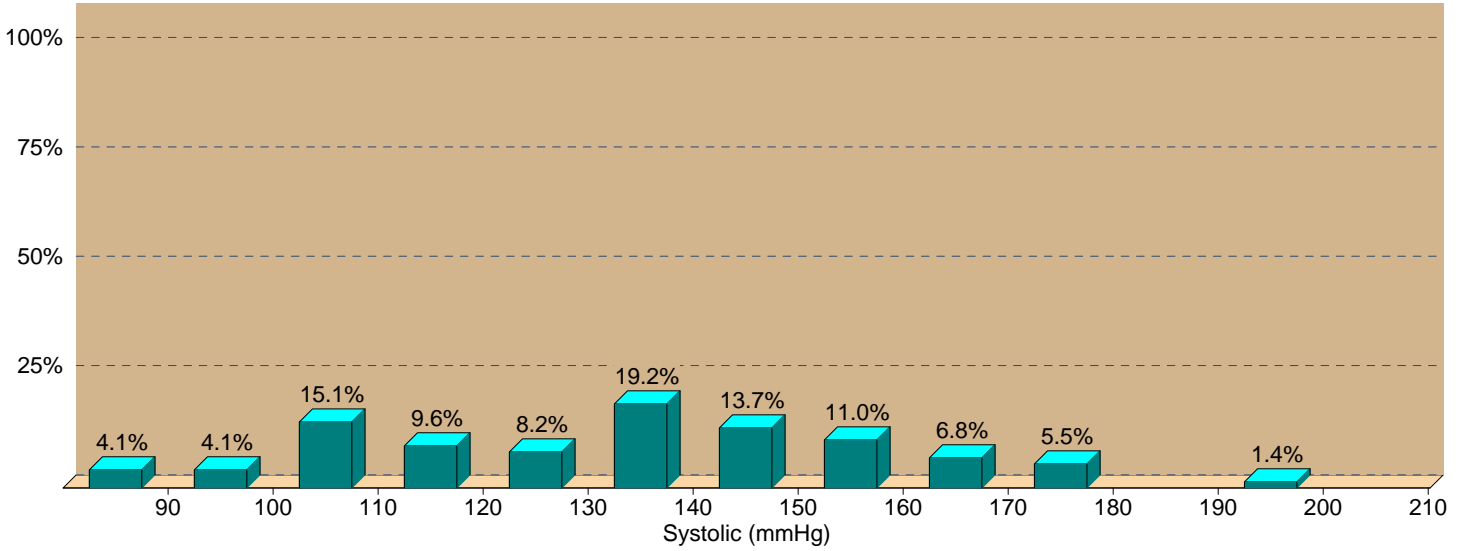
# Blood Pressure Report

Patient Name: Marco Rossi

Patient ID: 01234

Test Begin: 9/1/2012 9:2

## Histogram (Total)



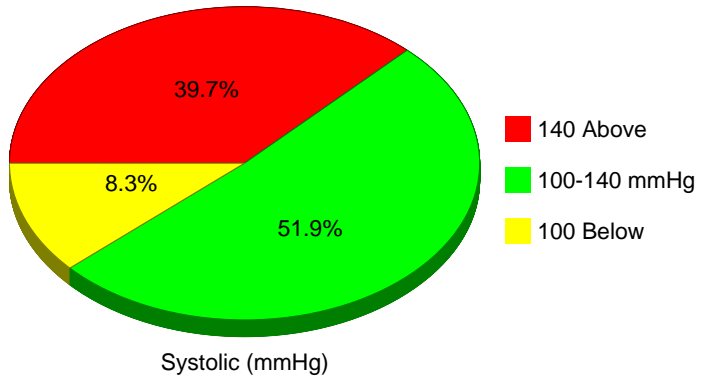
# Blood Pressure Report

Patient Name: Marco Rossi  
Test Begin: 9/1/2012 9:2

Patient ID: 01234

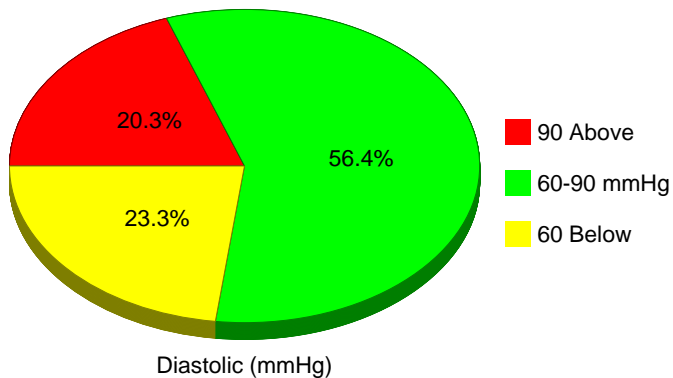
## Pie chart (Total)

Maximum: 242 (mmHg) (09:47)  
Minimum: 86 (mmHg) (01:00)  
Averages: 134 (mmHg)



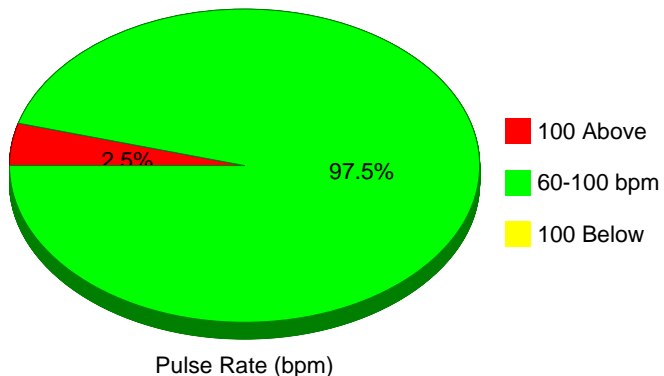
Systolic (mmHg)

Maximum: 188 (mmHg) (09:47)  
Minimum: 42 (mmHg) (01:34)  
Averages: 77 (mmHg)



Diastolic (mmHg)

Maximum: 101 (bpm) (16:02)  
Minimum: 60 (bpm) (02:31)  
Averages: 80 (bpm)



Pulse Rate (bpm)

# Blood Pressure Report

Patient Name: Marco Rossi

Patient ID: 01234

Test Begin: 9/1/2012 9:2

## Edited Data

Num	Time	Sys/Dia (mmHg)	Pulse Rate (BPM)	MAP (mmHg)	PP (mmHg)	Comment
1	(09:02)	173/57	86	64	116	
2	(09:17)	151/78	82	81	73	
3	(09:30)	170/98	99	111	72	
4	(09:47)	242/188	94	210	54	
5	(10:01)	147/101	85	118	46	
6	(10:15)	148/106	84	121	42	
7	(10:31)	139/96	75	107	43	
9	(11:01)	142/88	77	101	54	
10	(11:17)	168/90	78	130	78	
11	(11:30)	162/89	83	104	73	
12	(11:45)	140/85	78	96	55	
13	(12:00)	149/80	76	92	69	
14	(12:15)	137/89	77	102	48	
15	(12:31)	139/83	80	91	56	
16	(12:46)	156/101	81	122	55	
17	(13:00)	144/89	81	101	55	
18	(13:15)	135/79	85	91	56	
20	(13:35)	127/70	85	81	57	
21	(13:45)	119/62	81	72	57	
22	(14:00)	105/58	79	71	47	
23	(14:16)	108/54	77	66	54	
24	(14:30)	120/62	78	73	58	
26	(15:00)	101/46	77	57	55	
27	(15:15)	104/50	80	58	54	
28	(15:31)	191/131	83	142	60	
29	(15:46)	152/80	100	91	72	
30	(16:02)	140/85	101	97	55	
31	(16:15)	144/84	91	97	60	
32	(16:30)	147/86	90	96	61	
34	(16:51)	168/93	89	126	75	
35	(17:01)	169/126	101	145	43	
36	(17:16)	140/76	90	88	64	
37	(17:31)	136/88	94	98	48	
38	(17:45)	146/79	88	88	67	
39	(18:01)	139/91	86	104	48	
40	(18:15)	124/80	80	88	44	
41	(18:30)	133/79	80	88	54	
42	(18:45)	129/78	78	87	51	
43	(19:01)	138/56	87	67	82	
44	(19:15)	151/90	82	103	61	
45	(19:31)	155/100	77	111	55	
46	(19:47)	154/78	86	108	76	
47	(20:00)	143/82	90	96	61	
48	(20:15)	121/72	91	84	49	
49	(20:30)	116/71	86	81	45	

## Blood Pressure Report

Patient Name: Marco Rossi

Patient ID: 01234

Test Begin: 9/1/2012 9:2

### Edited Data

<b>Num</b>	<b>Time</b>	<b>Sys/Dia</b> (mmHg)	<b>Pulse Rate</b> (BPM)	<b>MAP</b> (mmHg)	<b>PP</b> (mmHg)	<b>Comment</b>
50	(20:45)	120/62	80	72	58	
51	(21:00)	119/67	80	80	52	
52	(21:16)	126/65	81	84	61	
54	(21:45)	112/57	81	68	55	
55	(22:01)	103/48	81	61	55	
56	(22:31)	91/43	89	55	48	
57	(23:00)	103/56	78	66	47	
58	(23:30)	104/62	80	74	42	
59	(00:00)	94/57	69	66	37	
60	(00:30)	97/56	71	65	41	
61	(01:00)	86/48	64	60	38	
63	(01:34)	88/42	67	52	46	
65	(02:05)	107/61	62	70	46	
66	(02:31)	108/64	60	72	44	
67	(03:00)	110/70	62	82	40	
68	(03:31)	116/46	63	59	70	
69	(04:01)	90/52	66	63	38	
70	(04:30)	108/59	63	73	49	
71	(05:01)	124/77	67	90	47	
72	(05:30)	137/86	75	98	51	
73	(06:00)	137/86	72	98	51	
74	(06:30)	138/81	70	93	57	
75	(07:01)	171/66	95	115	105	
76	(07:15)	141/81	91	111	60	
77	(07:30)	155/93	79	106	62	
78	(07:46)	175/91	80	114	84	
79	(08:00)	151/95	75	106	56	
80	(08:16)	177/102	77	125	75	