



GIMA

PROFESSIONAL MEDICAL PRODUCTS

CONTAINER CARD CON INDICATORE DI STERILIZZAZIONE

CONTAINER CARD WITH STEAM INDICATOR

ÉTIQUETTE EN PAPIER AVEC INDICATEUR DE VAPEUR

TARJETA DE CONTENEDOR CON INDICADOR DE VAPOR

CARTÃO DE RECIPIENTE COM INDICADOR DE VAPOR CARD DE RECIPIENT CU INDICATOR DE ABUR

- Manuale d'uso e manutenzione
- Use and maintenance book
- Instructions de fonctionnement et entretien

- Manual de uso y mantenimiento
- Manual de uso e manutenção
- Manual de utilizare și întreținere

ATTENZIONE: Gli operatori devono leggere e capire completamente questo manuale prima di utilizzare il prodotto.

ATTENTION: The operators must carefully read and completely understand the present manual before using the product.

AVIS: Les opérateurs doivent lire et bien comprendre ce manuel avant d'utiliser le produit.

ATENCIÓN: Los operadores tienen que leer y entender completamente este manual antes de utilizar el producto.

CUIDADO: Os operadores devem ler e compreender este manual completamente antes de usar o produto.

ATENȚIE: Operatorii trebuie să citească și să înțeleagă complet acest manual înainte de a utiliza produsul.

GIMA 37333



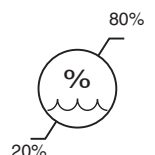
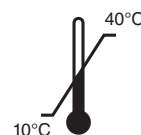
SP Medikal San Ltd. Sti
Yenidoğan Mahallesi, Erciyes Sokak No:16/2
34035, Bayrampaşa Istanbul Turkey - Made in Turkey
info@spmedikal.com
Made in Turkey



903.101.0250



Gima S.p.A.
Via Marconi, 1 - 20060 Gessate (MI) Italy
gima@gimaitaly.com - export@gimaitaly.com
www.gimaitaly.com



Direction for use (DFU Container Cards 2026 version C)

This direction for use is applicable for the following Sterintech™ products:

No	Catalog Number	Name	Spec	Description
1	903.101.0250	Container Card	68 x 37,5 mm	Steam indicator

**Warnings:**

Upon receipt of goods please check whether the package was undamaged and ensure you about the expiry date of the materials.

Introduction:

The Container Card is developed to use at rigid containers with a card holder. The Container Card can be carrying the data of the container concerned like sterilization date, cycle number and content. It provides a steam indicator Type 1 to distinct whether a container has undergone sterilization or not.

The Type 1 indicator is not giving any conclusion on the sterility of the container nor its content.

Characteristics:

This Container Card is composed of a special paper strip and a special indicating steam ink which is turning into end color (green) under steam sterilization conditions. The inks used are non-toxic, heavy metal free inks.

For more details please refer to the technical data sheet.

The dimensions of the Container Cards is displayed above.

Intended use:

This Container Cards are recommended for steam sterilization cycles parameters between 121°C - 15 min and 134°C - 3,5 min.

**Warning:**

Do not use this Container Cards in Steam cycles with a different SV as the SV displayed above.

Any serious incident that has occurred in relation to the Container Cards should be reported to the manufacturer.

Instructions for use:

Place the Container Card inside the card holder on the outside of the rigid container after providing all the necessary / required data on it.

Place the rigid container inside the sterilizer and run the cycle.

After sterilization the steam indicator should have reached the end color (green). At point of use, the container card can be taken out of its holder for documentation purposes.

Storage conditions:

Please take into consideration the storage conditions provided for at the box label of the product . Only in case the storage conditions were met, SP Medical guarantee products compliance to standard within the expiry date.

Do not expose the Container Cards to sterilizing agents or other chemical products of any kind.

Compliance to standards:

The Container Cards are compliant to standard ISO 11140 - 1: 2014 for the steam indicator)

Technical Data Sheet:

For these products technical data sheets are available in which reference to standards, packaging, certificates etc. are enclosed.

This Direction for Use may be changed in the future.













Shelf life:

The Container Cards have a limited shelf life and needs to be stored in the

recommended conditions. The manufacturing date as well as lot number and expiry date are indicated on the packaging label (Box label)

Do not use the Container Cards after the expiry date.

Symbols:

	Date of manufacture		Keep in a cool, dry place
	Manufacturer		Keep away from sunlight
	Product code		Temperature limit
	Lot number		Humidity limit
	Expiration date		Caution: read instructions (warnings) carefully
	Imported by		Consult instructions for use

GIMA WARRANTY TERMS

The Gima 12-month standard B2B warranty applies