



GIMA

PROFESSIONAL MEDICAL PRODUCTS

TAPPETINO IN SILICONE
SILICONE MAT

All serious accidents concerning the medical device supplied by us must be reported to the manufacturer and competent authority of the member state where your registered office is located.

Intended use/ function:

- Device shall be used in autoclave process.
- Silicone mat securely and gently holds instruments in place inside a sterilization tray. Can be used as is or cut to size to fit different trays. Perforations help with air circulation, aiding in the drying process.

Component Specification:

This device is manufactured from Silicone.

WARNINGS

- Do not use abrasive powders or metal brushes, as they may cause surface damage
- Do not exceed 137°C (279 °F)
- Do not exceed 8 minutes

LIMITATIONS ON REPROCESSING

Repeated processing has minimal effect on the device life. End of useful life is normally determined by wear and damage due to the intended use. Always inspect device between uses to confirm proper functioning.

REPROCESSING INSTRUCTIONS

Preparation for use:

- Inspect the Silicone Mats before processing
- clean prior to first use in accordance with the cleaning instructions
- withdraw damaged mats
- rinse with warm water to remove any residues.

Steps for use of Product:

- 1) With fingers pointed upwards, place the appropriate size Silicone Mats in tray

- 2) Place delicatly items in a single layer and with adequate spacing to prevent contacting each other
- 3) Place lid onto tray to secure items.

Manual Cleaning:

- 1) Wash mats with detergents and disinfectants with a range between 2 pH and 13 pH; enzymatic or biocide cleaners compatible with polypropylene material
- 2) Final Rinse with AAMI Critical Water

Automated Cleaning:

- 1) Place mat in automatic washer outside the tray
- 2) Run "Instrument Cycle" of the washer

Disinfection:

Mats can be disinfected with the thermal disinfection stage of the Washer- Disinfecter

Drying:

Dry with non-linting wipe

Maintenance, Inspection and Testing:

- Visually inspect product to identify damage
- Discarde damaged mats

Sterilization:

Material compatible with Steam and EO Sterilization

Recommended cycle for steam sterilization:













- 132°C (270°F) for 4 minutes
- 135 °C (275°F) for 3 minutes

Storage:

Store in clean, dry conditions on shelf in original packaging

GIMA WARRANTY TERMS

The Gima 12-month standard B2B warranty applies.

	Keep in a cool, dry place		Lot number
	Product code		Caution: read instructions (warnings) carefully
	Medical Device compliant with Regulation (EU) 2017/745		Manufacturer
	Keep away from sunlight		Consult instructions for use
	Medical Device		Non-sterile
	Date of manufacture		Unique device identifier

REF 37320 - 37321 - 37323



Gima S.p.A.
Via Marconi, 1 - 20060 Gessate (MI) Italy
gima@gimaitaly.com - export@gimaitaly.com
www.gimaitaly.com
Made in Pakistan

